


19

What Is It? Saying “_in” Sounds

Name
Date


■ Match the pictures by drawing a line from the dot (●) to the star (★).



bin



tin



pin



fin



■ Draw a line from the dot (●) to the star (★) while saying each word.

The activity consists of three vertical red strips, each with a wavy white path. At the top of each strip is a red dot, and at the bottom is a red star. Each strip contains four words, each with a small illustration and a character:

- Strip 1:** bin (trash bin), tin (tin can), pin (safety pin), fin (fish fin).
- Strip 2:** tin (tin can), pin (safety pin), fin (fish fin), bin (trash bin).
- Strip 3:** pin (safety pin), fin (fish fin), bin (trash bin), tin (tin can).

Saying “_in” Sounds



20

Rhyming Words

Writing “_in” Words

Name
Date

■ Say the word. Then say the sound of each letter as you trace it.

bin



b i n

b i n

b i n

tin



t i n

t i n

t i n

pin



p i n

p i n

p i n

fin



f i n

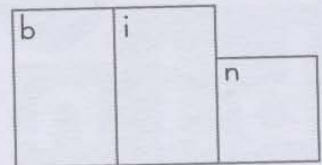
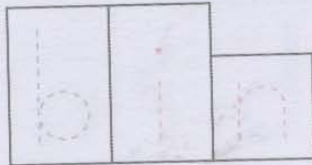
f i n

f i n

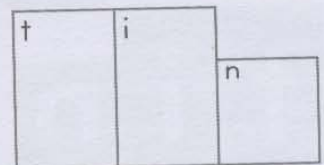
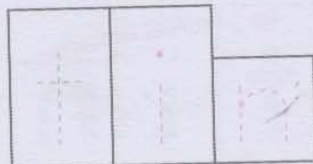
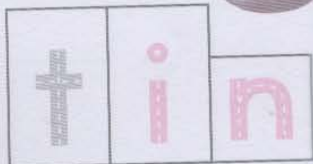


■ Say the word. Then say the sound of each letter as you trace and write it.

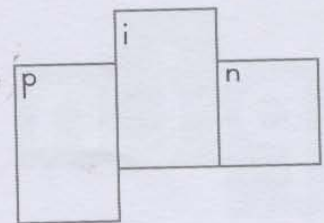
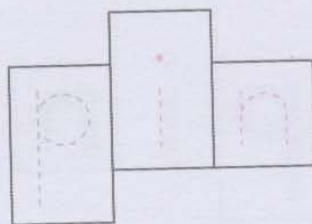
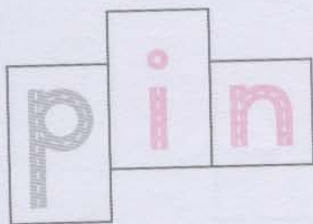
bin



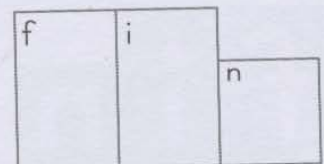

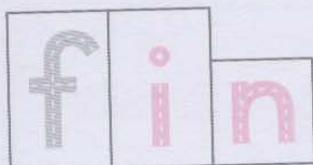
tin



pin



fin



Writing "_in" Words

