

25

What Is It?

Saying “_op” Sounds

Name
Date

■ Match the pictures by drawing a line from the dot (●) to the star (★).



mop



top



hop



pop



■ Draw a line from the dot (●) to the star (★) while saying each word.

The activity consists of three vertical red panels, each containing a wavy white path. At the top of each path is a red dot (●) and at the bottom is a red star (★). Each panel features four words, each accompanied by a small illustration and a character's head:

- Panel 1:** mop (mop head), top (top hat), hop (hopping rabbit), pop (popcorn).
- Panel 2:** top (top hat), hop (hopping rabbit), pop (popcorn), mop (mop head).
- Panel 3:** hop (hopping rabbit), pop (popcorn), mop (mop head), top (top hat).

Saying "_op" Sounds

50



26

Rhyming Words

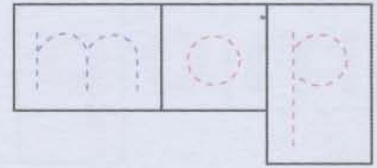
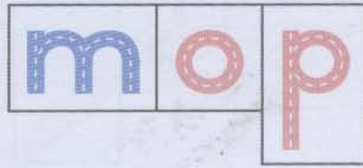
Writing “_op” Words

Name

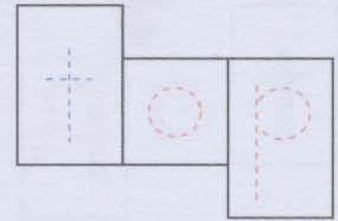
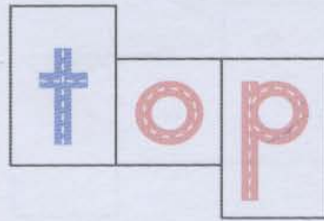
Date

- Say the word. Then say the sound of each letter as you trace it.

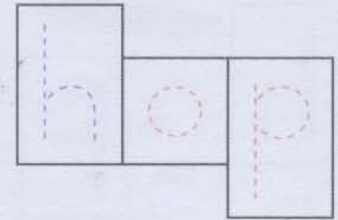
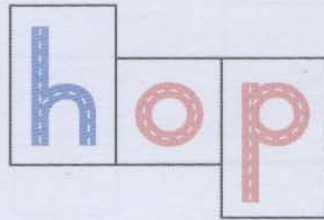
mop



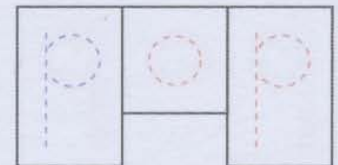
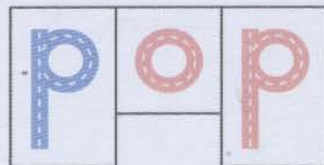
top



hop



pop

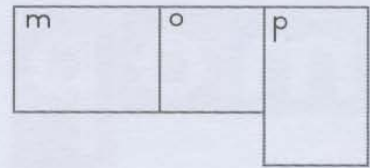
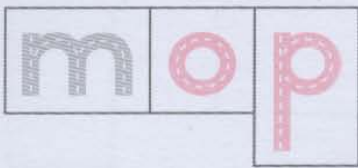


Writing “_op” Words

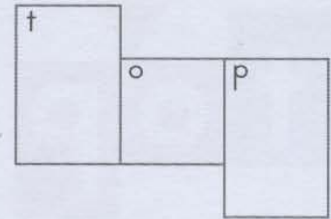
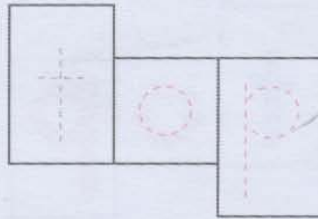
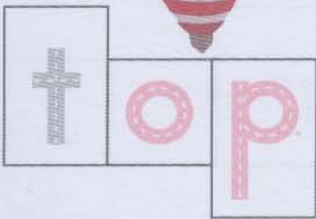


■ Say the word. Then say the sound of each letter as you trace and write it.

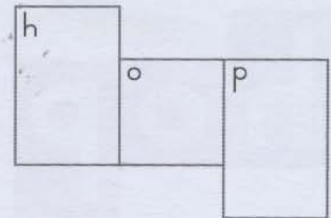
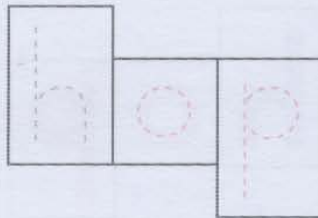

mop



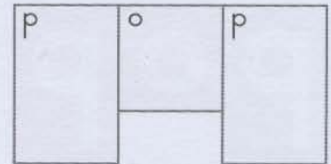
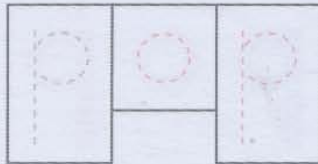
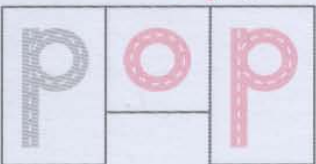
top



hop



pop



Writing "_op" Words

